

Author 1 (presenting) Name, First name*, Organisation, Country
Author 2 Name, First name, Organisation, Country
Author 3 Name, First name, Organisation, Country

Introduction


This is the TRA 2014 template for papers to be presented in poster in the scientific area (level D) for a full day of TRA2014.

This template is already in size A0 (0.841 x 1.189 m). If you want to print it in size A4 or A3 for preview: (i) select « Print », (ii) select the printer, (iii) get the printer to print in the correct orientation, (iv) click the Paper/Quality tab, (v) ensure that paper size is set to A4 or A3, (vi) check the scale to fit option in the print dialogue box, done.

To be presented at the conference, the posters need to be printed in size A0. The dimensions 0.80 x 1.20 m will also be accepted. For any other special questions, please write to tra2014@ifsttar.fr

Method

A half of the accepted scientific and application papers will be presented as poster, all linked to a scientific and technical (STS) session. The day of presentation will be the same day than the STS. Authors are invited to stand close to their poster at least during the coffee breaks (am and pm) and the lunch break. Catering booths will be available in the poster area. Authors are invited to attend the related STS.




Legend of chart


Heading and footer

The title should be in capitals Arial 80, the authors' names and affiliation in Arial 44. The presenting author's name should be underlined. The presenting author's email address should be at the bottom in Arial 44 and italic. If the title is longer than two lines or if there are more than three authors, please reduce the font size proportionally.

The TRA logo shall neither be removed nor modified (size). The affiliations' logo(s) should be inserted in a box of 0.10 x 0.16 m. The footer with stakeholders' logos shall not be modified.

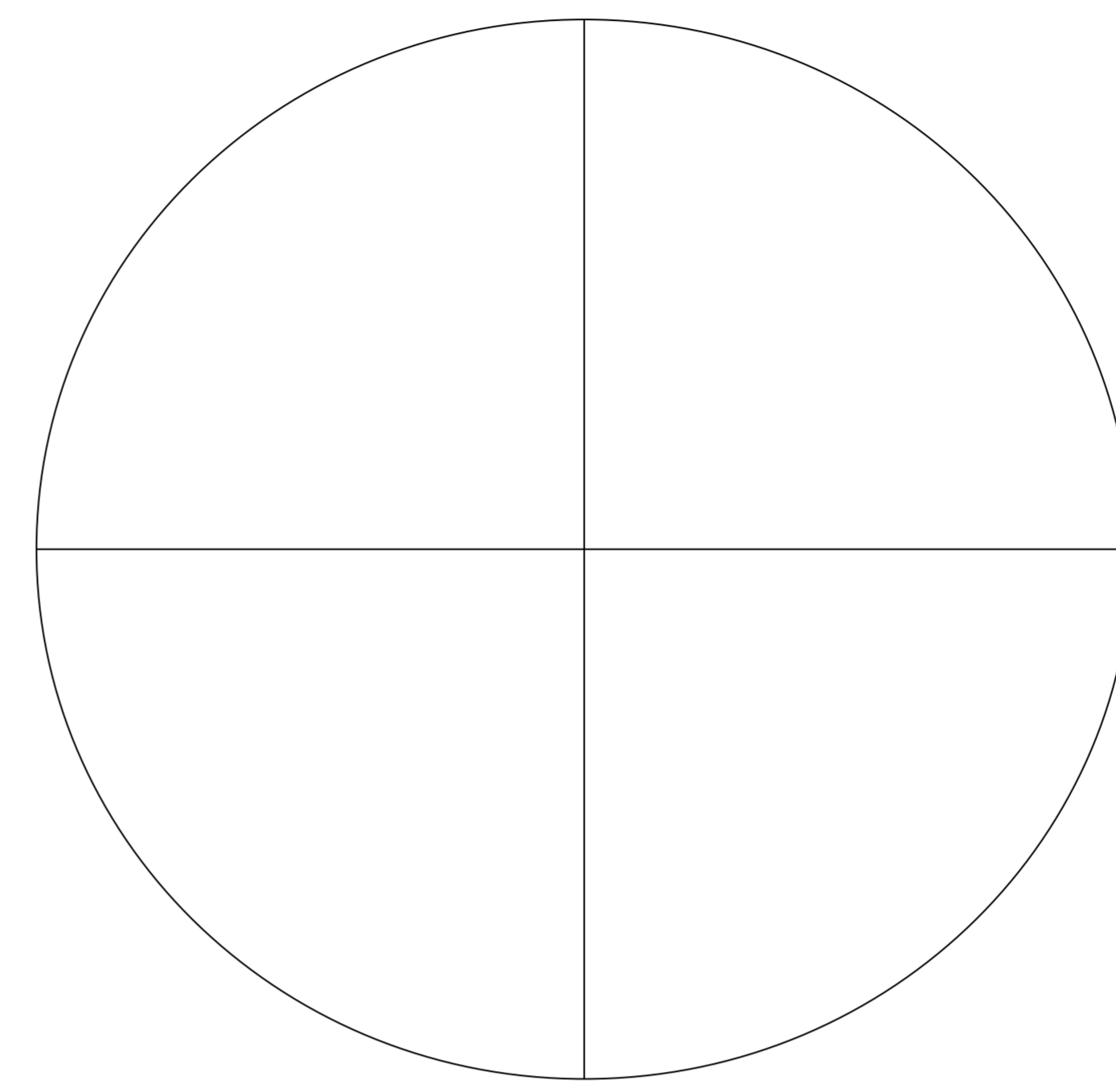


Legend of figure



Legend of figure

Results – Text




Legend of figure

The section headings are indicative and shall be in Arial 70. The main text shall be in Arial 36, left and right justified. Do neither modify the height of the headings frame nor the size of the content frame.

The text must be clear and concise (more than this template!). Bullet points, enumeration and lists may be used. Please leave enough space around the title, text, figures and legends.

Illustrations and figures



Legend of chart

- At least one third of the total surface shall be dedicated to pictures, diagrams, charts, sketches...
- Legends shall be placed under the illustrations, in Arial 32 bold.
- The legends inside the figures shall be readable.
- The pictures shall be in high definition and easily readable.
- All units must be in S.I.
- Pictures shall be free of rights.

Conclusions

This is a poster for a 2-column presentation, which is highly recommended.

The papers presented as poster have in average the same rating and quality than those presented in oral. They both will be published in the conference proceedings, and eligible for awards and further publication (in the thematic volumes or journals).

The visibility of the posters will even be higher than the oral presentations, because 9 STS will run in parallel in each slot.

Main references

1. You can mention some references, but the maximum of the number of references should be between 2 and 4.
2. Smith, J., Adams, T. & Muller, A. (2009), "This is the format of a proper reference", *Journal of Engineering*, vol. 2, J. Wiley, January.

* Contact : presenting_author@email.org